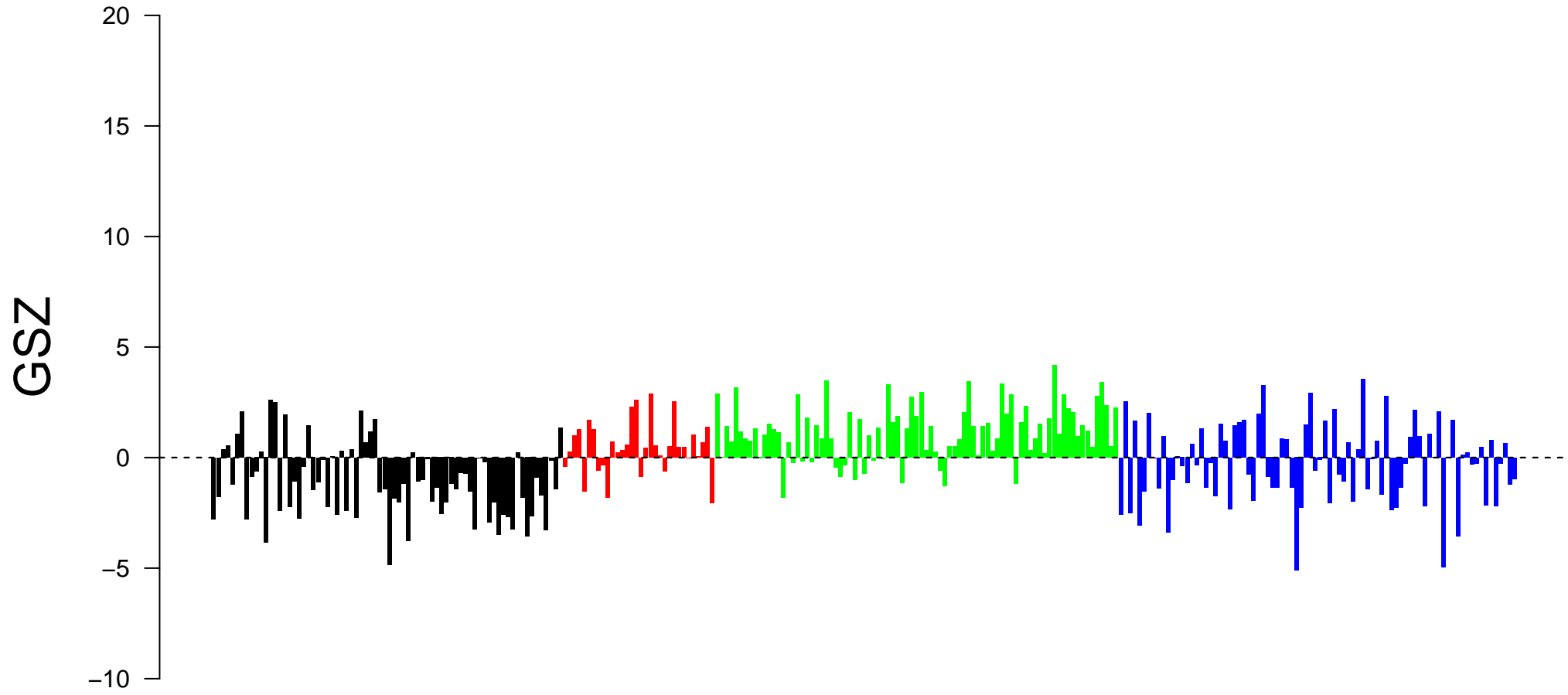
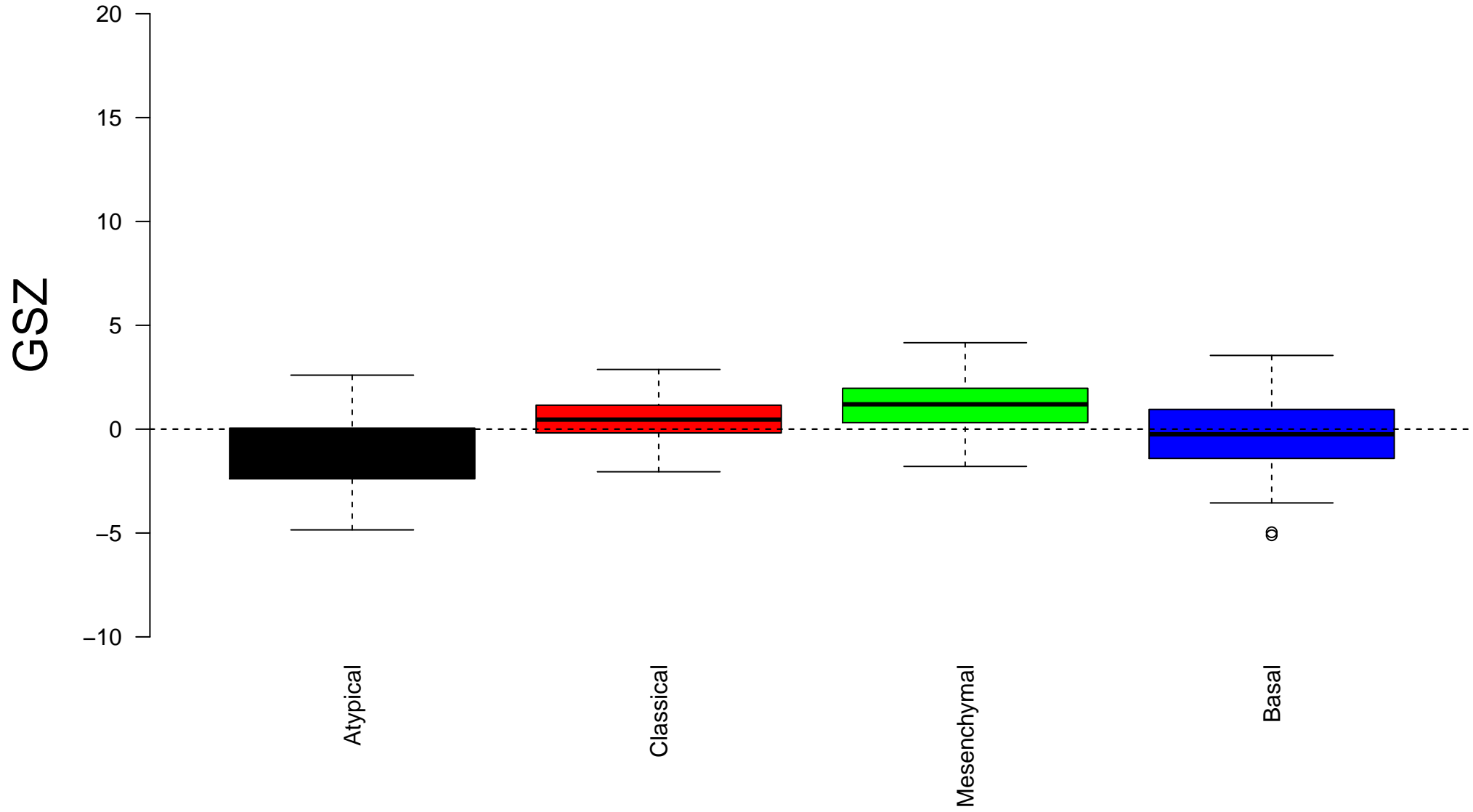


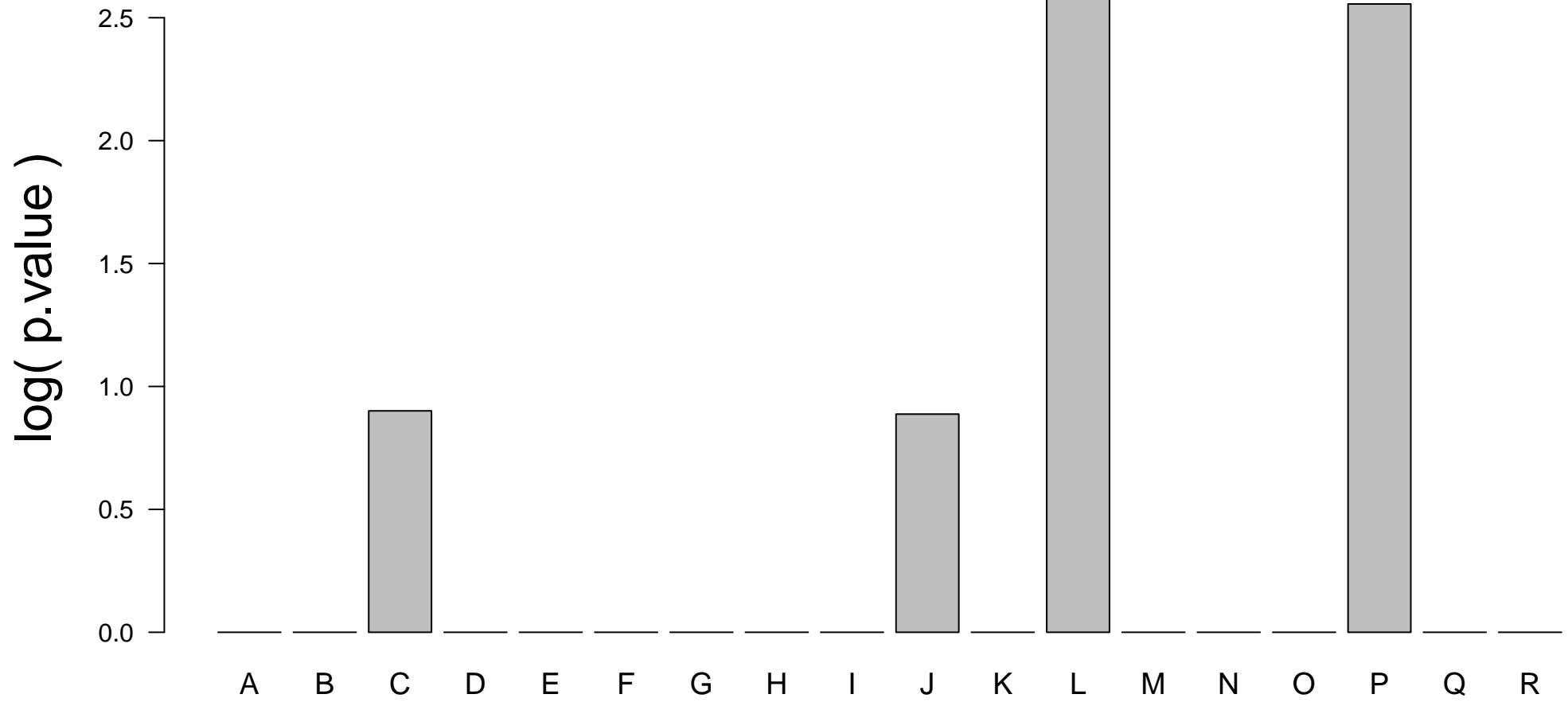
hsa-miR-1249




# hsa-miR-1249




### Enrichment in spots: hsa-miR-1249



# Expression of hsa-miR-1249 in Spot A


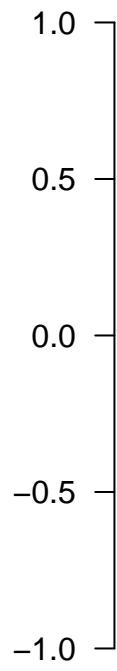


# Expression of hsa-miR-1249 in Spot B




# Expression of hsa-miR-1249 in Spot C


$\Delta e$



# Expression of hsa-miR-1249 in Spot D




# Expression of hsa-miR-1249 in Spot E





# Expression of hsa-miR-1249 in Spot F



# Expression of hsa-miR-1249 in Spot G

$\Delta e$


1.0

0.5


0.0

-0.5


-1.0



# Expression of hsa-miR-1249 in Spot H



# Expression of hsa-miR-1249 in Spot I



# Expression of hsa-miR-1249 in Spot J

$\Delta e$


1.0

0.5

0.0

-0.5

-1.0



# Expression of hsa-miR-1249 in Spot K

$\Delta e$


1.0

0.5

0.0

-0.5

-1.0



# Expression of hsa-miR-1249 in Spot L

$\Delta e$


1.0

0.5


0.0

-0.5

-1.0




# Expression of hsa-miR-1249 in Spot M





# Expression of hsa-miR-1249 in Spot N



# Expression of hsa-miR-1249 in Spot O

$\Delta e$


1.0

0.5

0.0

-0.5


-1.0



# Expression of hsa-miR-1249 in Spot P

$\Delta e$

1.0  
0.5  
0.0  
-0.5  
-1.0



# Expression of hsa-miR-1249 in Spot Q

$\Delta e$


1.0

0.5

0.0

-0.5

-1.0



# Expression of hsa-miR-1249 in Spot R

